

# SARTHAK GLOBAL LIMITED

CIN: L99999MH1985PLC136835

**Regd. Office:** 609, Floor-6, West Wing, Tulsiani Chambers, Nariman Point, Mumbai, (MH) 400021, India, Contact No.: 9827522189

**Corporate Office:** 170/10, Film Colony, R.N.T. Marg, Indore (MP), 452001, India

**Phone No.:** 0731-4279626, **Email:** [sgl@sarthakglobal.com](mailto:sgl@sarthakglobal.com), **Website:** [www.sarthakglobal.com](http://www.sarthakglobal.com)

12<sup>th</sup> November, 2021

To,  
BSE Limited  
Listing Department  
25<sup>th</sup> Floor, New Trading Ring,  
Phiroze Jeejeebhoy Towers,  
Dalal Street, Fort,  
Mumbai-400 001

Dear Sir/ Ma'am,

Subject: Outcome of Board Meeting under Regulation 30 SEBI (Listing Obligations and Disclosure Requirements) Regulations, 2015 held on 12<sup>th</sup> November, 2021.

Ref.: Symbol: SARTHAKGL

With reference to subject captioned above, a meeting of the Board of Directors of the Company was held today, the 12<sup>th</sup> November, 2021 at 05:30 P.M. at the Corporate Office of the Company. Among others, the businesses as specified below were transacted at the meeting:-

Sr. No.	Businesses Transacted
1.	Considered and Approved the Un-Audited Standalone Financial Results of the Company for the Quarter and Half Year ended 30 <sup>th</sup> September, 2021.
2.	Taken on record the Statutory Auditors' Limited Review Report for the Un-Audited Standalone Financial Results for the Quarter and Half Year ended 30 <sup>th</sup> September, 2021.


The meeting commenced at 05.30 P.M. and concluded at 05:50 P.M.

Kindly take the above information on records and confirm compliance.

Thanking you,

Yours faithfully,

For and on behalf of Sarthak Global Limited

  
Ankit Joshi  
(Company Secretary)



# SARTHAK GLOBAL LIMITED

CIN: L99999MH1985PLC136835

Regd. Office: 609, Floor-6, West Wing, Tulsiani Chambers, Nariman Point, Mumbai, (MH) 400021, India, Contact No.: 9827522189

Corporate Office: 170/10, Film Colony, R.N.T. Marg, Indore (MP), 452001, India

Phone No.: 0731-4279626, Email: [sgl@sarthakglobal.com](mailto:sgl@sarthakglobal.com), Website: [www.sarthakglobal.com](http://www.sarthakglobal.com)

## Statement of Un-Audited Standalone Financial Results for the quarter and half year ended 30<sup>th</sup> September 2021

(Rs. in Lakhs)

	(Refer Notes Below)	Quarter Ended			Half Year Ended		Year Ended
		30.09.2021	30.09.2020	30.06.2021	30.09.2021	30.09.2020	31.03.2021
		Un-audited	Un-audited	Un-audited	Un-audited	Un-audited	Audited
1	Income from operations						
	(a) Net Sales / Income From Operations (Net of excise Duty)	263.21	500.76	82.74	345.95	821.62	1,842.65
	(b) Other Operating Income	8.80	6.24	5.54	14.34	13.93	35.21
	Total Income from operations (net)	272.01	507.00	88.28	360.29	835.55	1,877.86
	Other Income	22.99	4.13	42.11	65.10	13.68	70.97
	Total Revenue	295.00	511.13	130.39	425.39	849.23	1,948.83
2	Expenses						
	a) Cost of materials consumed	-	-	-	-	-	-
	b) Purchase of stock in trade	278.93	478.26	39.69	318.62	858.53	1,175.84
	c) Changes in inventories of finished goods, work in progress & stock in trade	-12.64	-38.42	67.60	54.96	-143.76	486.09
	d) Employee benefit expense	6.86	6.40	4.31	11.17	11.90	29.07
	e) Finance Cost	1.81	0.70	1.32	3.13	3.70	126.07
	f) Depreciation & Amortisation Expense	-	-	-	-	-	4.07
	g) Other Expenditure	16.91	61.51	13.99	30.90	112.26	120.49
	Total expenses (a) to (g)	291.87	508.45	126.91	418.78	842.63	1,941.63
3	Profit/ (Loss) before exceptional items and tax	3.13	2.68	3.48	6.61	6.60	7.20
4	Exceptional Items	-	-	-	-	-	-
5	Profit(+)/Loss(-) Before Tax	3.13	2.68	3.48	6.61	6.60	7.20
6	Tax Expense						
	Current Tax	1.09	-	1.09	1.09	-	1.66
	Deferred Tax	-	-	-	-	-	0.21
7	Net Profit (+)/ Loss(-) from continuing operations	2.04	2.68	2.39	5.52	6.60	5.33
8	Profit/ (Loss) from discontinuing operation Before tax	-	-	-	-	-	-
9	Tax expenses of discontinuing operations						
	Current Tax	-	-	-	-	-	-
	Deferred Tax	-	-	-	-	-	-
10	Net Profit/ (Loss) from discontinuing operation after tax	-	-	-	-	-	-
11	Profit/ (Loss) for the period before minority interest	2.04	2.68	2.39	5.52	6.60	5.33
12	Share of profit/(loss) of associates	-	-	-	-	-	-
13	Profit (loss) of Minority Interest	-	-	-	-	-	-
14	Net profit/(loss) for the period	2.04	2.68	2.39	5.52	6.60	5.33
15	Other Comprehensive Income						
A	(i) Items that will not be reclassified to profit and loss	-	-	-	-	-	-
	(ii) Income tax relating to items that will not be reclassified to profit or loss	-	-	-	-	-	-
B	(i) Items that will be reclassified to profit and loss	-	-	-	-	-	-
	(ii) Income tax relating to items that will be reclassified to profit or loss	-	-	-	-	-	-
16	Total comprehensive income	2.04	2.68	2.39	5.52	6.60	5.33
17	Other Comprehensive Income attributable to						
	Owners of the Company	-	-	-	-	-	-
	Non-controlling interest	-	-	-	-	-	-
	Total	-	-	-	-	-	-
18	Total Comprehensive Income for the period attributable to						
	Comprehensive Income for the period attributable to owners of parent	2.04	2.68	2.39	5.52	6.60	5.33
	Total Comprehensive Income for the period attributable to owners of parent non controlling interest	-	-	-	-	-	-
	Total	2.04	2.68	2.39	5.52	6.60	5.33
19	Paid up equity share capital (FV of Rs. 10 each)	300.00	300.00	300.00	300.00	300.00	300.00
20	Reserves excluding revaluation Reserves as per balance sheet of previous	-	-	-	278.49	273.06	271.88
21	Earnings per share (In Rs.)						
A	Earning per equity share from continue operations						
	Basic EPS for continuing operations	0.07	0.09	0.08	0.18	0.22	0.18
	Diluted EPS for continuing operations	0.07	0.09	0.08	0.18	0.22	0.18
B	Earnings per equity share for discontinued operations						
	Basic EPS for discontinued operations	-	-	-	-	-	-
	Diluted EPS for discontinued operations	-	-	-	-	-	-





<b>C</b>	<b>Earnings per equity share</b>						
	Basic EPS for continued and discontinued operations	0.07	0.09	0.08	0.18	0.22	0.18
	Diluted EPS for continued and discontinued operations	0.07	0.09	0.08	0.18	0.22	0.18

**Notes:**

- 1 The above Un-audited Standalone Financial Results for the quarter and half year ended 30.09.2021 were reviewed and recommended by the Audit Committee in its meeting held on 12.11.2021 and thereafter approved and taken on record by the Board of Directors at their meeting held on same date. The Statutory Auditors have performed a limited review of the Un-audited Standalone Financial Results of the Company as required under regulation 33 of the SEBI (Listing Obligations and Disclosure Requirements) Regulations, 2015 as amended (the 'Listing Regulations').
- 2 The Company is engaged in two businesses i.e. Trading of Commodities and Share Transfer Agent.
- 3 The figures for the corresponding previous periods have been regrouped / reclassified wherever considered necessary to confirm to the figures presented in the current period.
- 4 The above Un-audited Standalone Financial Results have been prepared in accordance with Indian Accounting Standards (Ind-AS) as prescribed under section 133 of the Companies Act, 2013 read with the Rules made thereunder, as may be amended from time to time.

For and on behalf of Board of Directors of  
Santak Global Limited

Sunil Gangrade  
Whole-time Director  
DIN: 00193221

Dated : 12.11.2021  
Place : Indore



# SARTHAK GLOBAL LIMITED

CIN: L99999MH1985PLC136835

Regd. Office: 609, Floor-6, West Wing, Tulsiani Chambers, Nariman Point,  
Mumbai, (MH) 400021, India, Contact No.: 9827522189

Corporate Office: 170/10, Film Colony, R.N.T. Marg, Indore (MP), 452001, India  
Phone No.: 0731-4279626, Email: [sgl@sarthakglobal.com](mailto:sgl@sarthakglobal.com), Website: [www.sarthakglobal.com](http://www.sarthakglobal.com)

## Segment wise Revenue, Results, Assets and Liabilities

For the quarter and half year ended 30<sup>th</sup> September 2021

(Rs. In Lakhs)

S. No.	PARTICULARS	Quarter Ended		Half Year Ended
		30.09.2021 Un-audited	30.06.2021 Un-audited	30.09.2021 Un-audited
1	Segment Revenue (Net Sales/ Income)			
a.	Trading of Commodities	263.21	82.74	345.95
b.	Share Transfer Agent	8.80	5.54	14.34
c.	Un-allocable income	-	-	-
	Net Sales / Income From Operations	272.01	88.28	360.29
2	Segment Results (Profit (+)/ Loss (-) before Tax and Interest)			
a.	Trading of Commodities	-52.18	-24.55	-27.63
b.	Share Transfer Agent	8.80	5.54	14.34
c.	Un-allocable income	22.99	42.11	65.10
	Total Profit before Tax	28.71	23.10	51.81
	Less : -			
i)	Finance Cost	1.81	1.32	3.13
ii)	Other Un-allocable expenditure net off	24.86	18.30	43.16
	Profit before Tax	2.04	3.48	5.52
3	Segment Assets			
a.	Trading of Commodities	1,316.53	1,905.36	1,316.53
b.	Share Transfer Agent	--	--	--
c.	Unallocated-Others	37.63	--	37.63
	Total	1,354.16	1,905.36	1,354.16
4	Segment Liabilities			
a.	Trading of Commodities	775.67	1,905.36	775.67
b.	Share Transfer Agent	--	--	--
c.	Unallocated-Others	578.49	--	578.49
	Total	1,354.16	1,905.36	1,354.16

### Note:

As this is the first half year ending segment reporting, no corresponding figures are being presented for the previous half year.

For and on behalf of Board of Directors of  
Sarthak Global Limited

Dated: 12.11.2021  
Place: Indore

Sunil Gangrade  
Whole-time Director  
DIN: 00169221





# SARTHAK GLOBAL LIMITED

CIN: L99999MH1985PLC136835

Regd. Office: 609, Floor-6, West Wing, Tulsiani Chambers, Nariman Point,  
Mumbai, (MH) 400021, India, Contact No.: 9827522189

Corporate Office: 170/10, Film Colony, R.N.T. Marg, Indore (MP), 452001, India  
Phone No.: 0731-4279626, Email: [sgl@sarthakglobal.com](mailto:sgl@sarthakglobal.com), Website: [www.sarthakglobal.com](http://www.sarthakglobal.com)

## CASH FLOW STATEMENT FOR THE YEAR ENDED 30.09.2021

(Amount in Rs.)

S. No.	Particulars	Half Year Ended	
		30.09.2021 (Un-audited)	31.03.2021 (Audited)
I	CASH FLOW FROM CONTINUING OPERATIONS		
A.	CASH FLOW FROM OPERATING ACTIVITIES		
	Net profit before tax & Extraordinary Item	6,60,792.00	7,20,921.00
	Adjustment For:		
	Depreciation		4,06,999.00
	Preliminary Expense written off	-	-
	Interest Received	(6,61,741.00)	(70,78,231.00)
	(Profit)/Loss on sale of Fixed Assets	-	-
	Dividend Received	-	(4,226.00)
	(Profit)/Loss on sale of Investments	-	-
	Sundry Balance w/off	-	-
	Exceptional Items	-	-
	Operating profit before working capital changes	(949.00)	(59,54,537.00)
	Adjustment For :		
	Increase/(Decrease) in Short Term Borrowings	(2,75,033.00)	14,81,895.00
	Increase/(Decrease) in Deferred Tax Liabilities		(21,548.00)
	Increase/(Decrease) in Trade Payables	(1,95,25,699.00)	(1,77,32,686.00)
	Increase/(Decrease) in Short Term Provisions	-	-
	Increase/(Decrease) in Current Tax Liabilities	(1,65,890.00)	(1,66,822.00)
	Increase/(Decrease) in Other Current Liabilities	(7,48,813.00)	(1,79,235.00)
	Increase/(Decrease) in Other Financial Liabilities	1,30,347.00	(85,840.00)
	(Increase)/Decrease in Inventories	54,96,838.00	4,86,08,524.00
	(Increase)/Decrease in Trade Receivables(Non Current)	-	-
	(Increase)/Decrease in Trade Receivables (Current)	8,92,64,582.00	(9,98,23,864.00)
	(Increase)/Decrease in Long Term Loans & Advances	67,54,061.00	2,06,12,429.00
	(Increase)/Decrease in Short Term Loans & Advances	-	-
	Increase/(Decrease) in Other Financial Assets	1,10,528.00	(1,253.00)
	Increase/(Decrease) in Current Tax Assets	(55,88,823.00)	(5,02,451.00)
	Increase/(Decrease) in Other Current Tax Assets	(15,48,300.00)	2,09,68,339.00
	Cash Generated from Operations		(3,27,97,049.00)
	Direct Taxes Paid		1,44,342.00
	Net cash from/ (used in) Operating Activities	7,39,02,849.00	(3,29,41,391.00)
B.	CASH FLOW FROM INVESTING ACTIVITIES		
	Purchase of Fixed Assets	(12,148.00)	(11,73,177.00)
	Sale of Investments	10,500.00	-
	Purchase of Investments		3,50,00,000.00
	Interest Received	6,61,741.00	70,78,231.00
	Dividend		4,226.00
	Net cash from/ (used in) Investing Activities	6,60,093.00	4,09,09,280.00
C.	CASH FLOW FROM FINANCING ACTIVITIES		
	Issue of share capital	-	-
	Securities Premium	-	-
	Long Term Borrowing	(7,49,96,705.00)	(2,31,50,068.00)
	Net cash from/ (used in) Financing Activities	(7,49,96,705.00)	(2,31,50,068.00)
	Net Increase/ (Decrease) in cash and cash equivalents from continuing operations (A+B+C)	(4,33,763.00)	(1,51,82,179.00)
II	CASH FLOW FROM DISCONTINUING OPERATIONS		
A.	Net cash from/ (used in) operating activities	-	-
B.	Net cash from/ (used in) investing activities	-	-
C.	Net cash from/ (used in) financing activities	-	-
	Net Increase/ (Decrease) in cash and cash equivalents from discontinuing operations	-	-
	Net Increase/ (Decrease) in cash and cash equivalents (I+II)	(4,33,763.00)	(1,51,82,179.00)
	Cash and Cash Equivalents at Beginning of the Year	24,14,400.00	1,75,96,579.00
	Cash and Cash Equivalents at End of the Year	19,80,637.00	24,14,400.00
	Increase/ (Decrease) in cash and cash equivalents	(4,33,763.00)	(1,51,82,179.00)

For and on behalf of Board of Directors of

Sarthak Global Limited

Sunil Gangrade  
Whole-time Director  
DIN: 00169221

Dated : 12.11.2021  
Place : Indore



# SARTHAK GLOBAL LIMITED

CIN: L99999MH1985PLC136835


Regd. Office: 609, Floor-6, West Wing, Tulsiani Chambers, Nariman Point,  
Mumbai, (MH) 400021, India, Contact No.: 9827522189

Corporate Office: 170/10, Film Colony, R.N.T. Marg, Indore (MP), 452001, India

Phone No.: 0731-4279626, Email: [sgl@sarthakglobal.com](mailto:sgl@sarthakglobal.com), Website: [www.sarthakglobal.com](http://www.sarthakglobal.com)

(Rs. In Lakhs)

STATEMENT OF ASSETS AND LIABILITIES			
Particulars		Half Year Ended 30.09.2021 (Un-audited)	Year Ended 31.03.2021 (Audited)
	<b>ASSETS</b>		
1	<b>NON-CURRENT ASSETS</b>		
	Property, plant and equipment	9.14	9.02
	Capital work-in-progress	-	-
	Investment property	-	-
	Goodwill	-	-
	Other intangible assets	-	-
	Intangible assets under development	-	-
	Biological assets other than bearer plants	-	-
	Investments accounted for using equity method	-	-
	<b>Total</b>	<b>9.14</b>	<b>9.02</b>
	<b>Non-Current Financial Assets</b>		
	Non-Current investments	28.49	28.59
	Trade receivables, non-current	-	-
	Loans, non-current	76.20	67.54
	Other non-current financial assets	-	-
	<b>Total Non-Current Financial Assets</b>	<b>104.69</b>	<b>96.13</b>
	Deferred tax assets (net)	-	-
	Other non-current assets	-	-
	<b>Total Non-Current Assets</b>	<b>113.83</b>	<b>105.15</b>
2	<b>Current Assets</b>		
	Inventories	75.50	130.47
	<b>Current Financial Assets</b>		
	Current investments	-	-
	Trade receivables, current	998.83	1,891.48
	Cash and cash equivalents	19.81	24.14
	Bank balance other than cash and cash equivalents	-	-
	Loans, current	-	-
	Other current financial assets	-	1.10
	<b>Total Current Financial Assets</b>	<b>1,018.64</b>	<b>1,916.72</b>
	Current tax assets (net)	26.85	20.31
	Other current assets	119.34	130.71
	<b>Total Current assets</b>	<b>1,240.33</b>	<b>2,198.21</b>
3	Non-current assets classified as held for sale	-	-
	Regulatory deferral account debit balances and related deferred tax Assets	-	-
	<b>Total Assets</b>	<b>1,354.16</b>	<b>2,303.36</b>
	<b>EQUITY AND LIABILITIES</b>		
1	<b>EQUITY</b>		
	Equity attributable to owners of parent		
	Equity share capital	300.00	300.00
	Other equity	278.49	271.88
	<b>Total equity attributable to owners of parent</b>	<b>578.49</b>	<b>571.88</b>
	Non controlling interest	-	-
	<b>Total equity</b>	<b>578.49</b>	<b>571.88</b>
2	<b>LIABILITIES</b>		





	Non-current liabilities		
	Non-current financial liabilities		
	Borrowings, non-current	651.59	1,401.56
	Trade payables, non-current	-	-
	Other non-current financial liabilities	-	-
	<b>Total Non-Current Financial Liabilities</b>	<b>651.59</b>	<b>1,401.56</b>
	Provisions, non-current		
	Deferred tax liabilities (net)	0.20	0.20
	Deferred government grants, Non-current	-	-
	Other non-current liabilities	-	-
	<b>Total Non-Current Liabilities</b>	<b>651.79</b>	<b>1,401.76</b>
	Current liabilities		
	Current financial liabilities		
	Borrowings, current	84.68	87.43
	Trade payables, current	34.52	229.78
	Other current financial liabilities	-	-
	<b>Total Current Financial Liabilities</b>	<b>119.20</b>	<b>317.21</b>
	Other current liabilities		7.48
	Provisions, current	4.68	3.37
	Current tax liabilities (Net)		1.66
	Deferred government grants, Current	-	-
	<b>Total Current Liabilities</b>	<b>123.88</b>	<b>329.72</b>
3	Liabilities directly associated with assets in disposal group classified as held for sale	-	-
4	Regulatory deferral account credit balances and related deferred tax liability	-	-
	<b>Total Liabilities</b>	<b>775.67</b>	<b>1,731.48</b>
	<b>Total Equity and Liabilities</b>	<b>1,354.16</b>	<b>2,303.36</b>

Dated: 12.11.2021  
Place: Indore

For and on behalf of Board of Directors of  
Sarthak Global Limited

Sunil Gangrade  
Whole-time Director  
DIN: 00169221





**RAJENDRA GARG**  
**M.Com. FCA**

**Rajendra Garg & Co.**  
**Chartered Accountants**  
60-A, Saket Nagar,  
Near Kumawat Dharamshala  
INDORE-452018  
Phone: (0731)2562787/2563787  
Cell No. 09826043378  
Email: carajendragarg@yahoo.in

---

To,  
The Board of Directors,  
M/S Sarthak Global Limited,  
609, Floor-6, West Wing, 706, Tulsiani Chambers,  
Nariman Point,  
Mumbai 400021

SUB: Limited Review for the Quarter ended on 30<sup>th</sup> September 2021.

Dear Sir,

We have reviewed the accompanying Statement of standalone Un-audited Financial Results of **Sarthak Global Limited** ["the Company"] for the quarter ended 30<sup>th</sup> September, 2021 [hereinafter referred to as the 'Statement'] attached herewith, being submitted by the Company pursuant to the requirements of Regulation 33 of the SEBI Listing Obligations and Disclosure Requirements) Regulations, 2015, as amended, read with SEBI Circular No. CIR/CFD/CMD1/80/2019 dated 19<sup>th</sup> July, 2019 ("the Circular").

This Statement, which is the responsibility of the Company's management and approved by the Board of Directors, has been prepared in accordance with the recognition and measurement principles laid down in Accounting Standards, specified under Section 133 of the Companies Act, 2013, as amended, read with relevant rules issued there under; or by Institute of Chartered Accountants of India, as applicable and other accounting principles generally accepted in India. Our responsibility is to issue a report on the Statement based on our review.

We conducted our review in accordance with the Standard on Review Engagement (SRE) 2410 'Review of Interim Financial Information Performed by the Independent Auditor of the Entity' issued by the Institute of Chartered Accountants of India. This standard requires that we plan and perform the review to obtain moderate assurance as to whether the Statement is free of material misstatement. A review of interim financial information consists of making inquiries, primarily of persons responsible for financial and accounting matters, and applying analytical and other review procedures. A review is substantially less in scope than an audit conducted in accordance with Standards on Auditing and consequently does not enable us to obtain assurance that we could become aware of all significant matters that might be identified in an audit. Accordingly, we do not express an audit opinion.








**RAJENDRA GARG**  
**M.Com. FCA**

**Rajendra Garg & Co.**  
**Chartered Accountants**  
60-A, Saket Nagar,  
Near Kumawat Dharamshala  
INDORE-452018  
Phone: (0731)2562787/2563787  
Cell No. 09826043378  
Email: carajendragarg@yahoo.in

Based on our review conducted as above, nothing has come to our attention that causes us to believe that the accompanying Statement of unaudited financial results prepared in accordance with applicable accounting standards specified under Section 133 of the Companies Act, 2013 as amended, read with relevant rules issued thereunder and other recognized accounting practices and policies has not disclosed the information required to be disclosed in terms of the Regulation 33 of the SEBI (Listing Obligations and Disclosure Requirements) Regulations, 2015, read with the Circular, including the manner in which it is to be disclosed, or that it contains any material misstatement.

Date : 12/11/2021  
Place : Indore  
UDIN : 21074054AAAAQB8276

For Rajendra Garg & Company  
Chartered Accountants  
FRN 005165C



Rajendra Garg

Partner  
Membership No. 074054

